



BUDGET AND TREASURY REPORT

Report as of August 31 2023

AUGUST 31, 2023
MOPANI DISTRICT MUNICIPALITY
Section 71 Report

Table of Contents

1. Executive Summary	3
2. Financial Overview	3
3. Grant Management	4
3.4 Creditors aging analysis	5
4. Revenue Management	5
5. Assets and Fleet Management	8
5.1. FINANCIAL	8
5.1.1 Asset Management (MFMA, section 63)	8
5.2. ASSET DISPOSAL ANALYSIS REPORT	10
6. SUPPLY CHAIN MANAGEMENT	29
Orders per supplier below R100 000 for August 2023	Error! Bookmark not defined.
Publication of bids August 2023	30
6.3. Contract Management	32

1. Executive Summary

1.1.1 Introduction

Section 71(1) of the Municipal Finance Management Act (MFMA) requires from the Municipal Manager, as Accounting Officer of the Municipality, to submit a report in a prescribed format to the mayor and respective provincial treasury within 10 working days after the end of each month on the state of the municipality's budget for that month and for the financial year up to the end of that month.

1.1.1 Consolidated Performance

Statement of financial performance (Table c2, c4)

REVENUE (Table c2, c4)

The municipal Revenue budget for the year was approved at **R1.69 billion** to cater for operational activities and **R550 million** for capital expenditure. An amount of R602 million as of 31 August 2023 was received, included in the **R602 million** is **R500 million** for equitable shares received from National Treasury. Out of R96.7 million received for capital, only **R102 million** has been recognized as income for meeting the condition of the grant.

The municipality is currently recognizing conditional grant such as Municipal Infrastructure Grant as liability which is the requirements with generally Accepted Accounting Practice (GRAP). This grant will only be recognized as revenue once they have meet conditions of those grants.

The municipal payable to date is currently reported at **R1.2 billion** of which **R827 million** of that relate to historic debt for the purchase of bulk water from Lepelle and DWS.

2. Financial Overview

Figure 1: Statement of Financial Performance

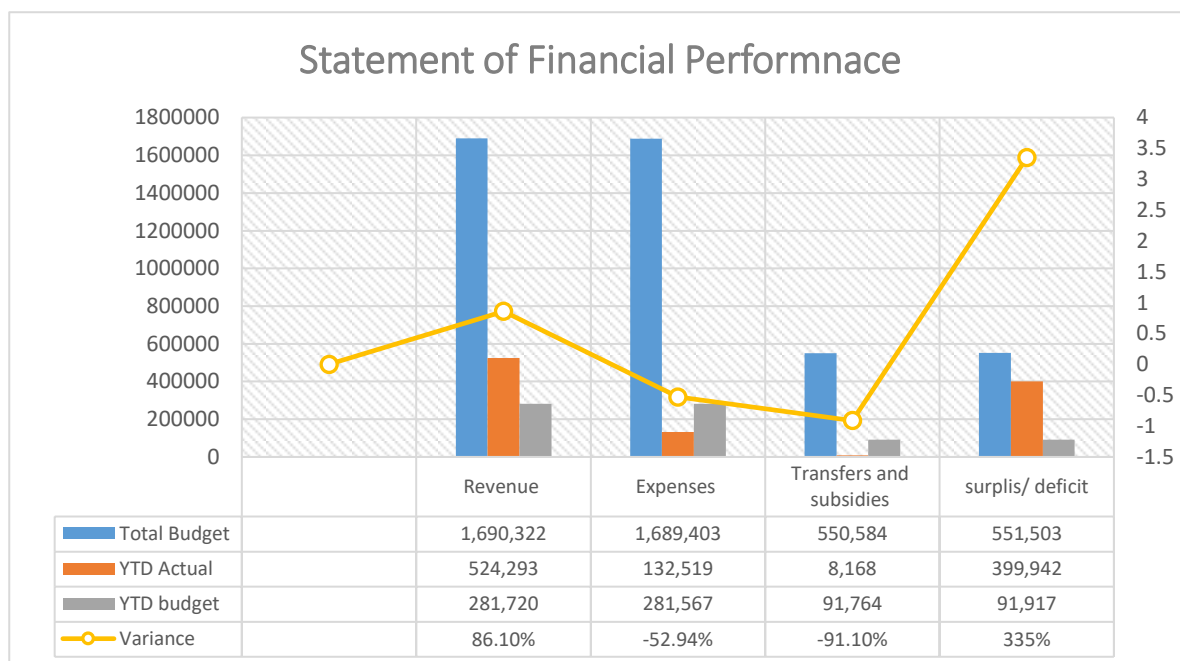
2.1 Statement of financial Performance

a). Operating Revenue

i. Service charges

The services charges for water charged to consumers is at **R6.1 million** of the YTD Actual when compared to the YTD Budget of **R47.9 million** and the variances - 87.11%. The service charges for sanitation is at **R1.3 million** of the YTD Actual when compared to the YTD Budget of **R6.3 million** and the variance is -79.02% as at the period ending 31 August 2023.

- i. **Transfers and Subsidies Operational**– the municipalities is at **R508.3 million** of the YTD Actual when compared to the YTD Budget of **R212.9 million**, the variance is 138.72% on operating grants and subsidies as at the end of the period ended the 31 August 2023. The high variance is due to straight line budgeting.
- ii. **Transfers and Subsidies Capital**– the municipalities is at **R37.2 million** of the YTD Actual when compared to the YTD Budget of **R75.1 million**, the variance is -50.39% on capital grants and subsidies as at the end of the period ended the 31 August 2023. The variance is due to straight line budgeting.
- iii. **Interest earned on Current and Non-Current Assets** –Interest earned on current and non-current asset is **R4.6 million** of the YTD Actual when compared to the YTD Budget of **R667 thousand**, the variance is due to the fact of projection of historical debt.
- iv. **Other income** – Fire services charges, it is at **R3.2 million** of YTD Actual when compared to the YTD Budget of **R0**
- v. **Sale of Goods and rendering services (Tenders)**- Sale of goods and other services including sales from Tenders is **R 489 thousand** of the YTD Actual when compared to the YTD Budget of **R594 thousand**, the variance of -17.63% due to historic data analysis.



b) Operating Expenditure

- i. **Employee Related Costs (Salaries and Wages & Social contribution)** – Employee related costs expenditure is at **R69.7 million** of YTD Actual when compared to the YTD Budget of **R78.8 million** and the variance is -11.49% for the period ended 31 August 2023, which is lower than the expected budget.
- ii. **Councillors Remuneration** – The councillors' remuneration is at **R 2.5 million** of the YTD Actual when compared to the YTD Budget of **R2 million** the variance is 23.90%. Remuneration for councillors was under budgeted, hence a higher positive variance. It will be adjusted during Special adjustment period.
- iii. **Depreciation**

The depreciation is at **0%** for the period ending 31 August 2023, the Assets Register is currently being finalised and as such, the Depreciation for the 2023/2024 financial year once the conversion exercise is completed.
- iv. **Debt Impairment**- We impair once a year at the end of Financial Year.
- v. **Contracted services** – includes the payments for leased vehicles, security services, Legal Services, PMU Support, consultants assisting in preparation of AFS and mSCOA. Expenditure is at **R24.6 million** of the YTD Actual compared to the YTD Budget of **R19.2 million**, the variance is 28.02% for the period ending 31 August 2023.
- vi. **Inventory Consumed** - This figure includes repairs and maintenance of infrastructure and movable assets on an ad hoc basis and the purchase of bulk water purchases from Lepelle Northern Water and Department of Water and Sanitation is at **R8.9 million** of the YTD Actual compared to the YTD Budget of **R68.3 million**, the variance is -86.85% for the period ending 31 August 2023.
- vii. **Operational Costs** – Operational Costs is at **R26.5 million** of the YTD Actual compared to the YTD Budget of **R18.1 million** the variance is 45.77% as at the period ended 31 August 2023.
- viii. **Interest Paid** – Interest paid is at **R23 thousand** of the YTD Actual compared to the YTD Budget of **R9.1 million** the variance is at -99.75 as the period ended 31 August 2023.

The overall operating expenditure on the 31 August 2023 is **at R132.5 million** of the YTD Actual compared to the YTD Budget of **R281.5 million** and the variance is -52.94%. The reason for low spending on operational expenditure is non-calculations of the depreciation and

debt impairment, and the receiving and issuing the water inventory and other stores not using the financial system (stores module)

Detailed statement of Financial Performance

2.1 Staff benefits expenditure

The Municipality staff and councillors benefits to date amount to **R72.3 million** as compared to the budget of **R80.9 million**. The overall salary variance is reported at 12.42% as of 31 August 2023.

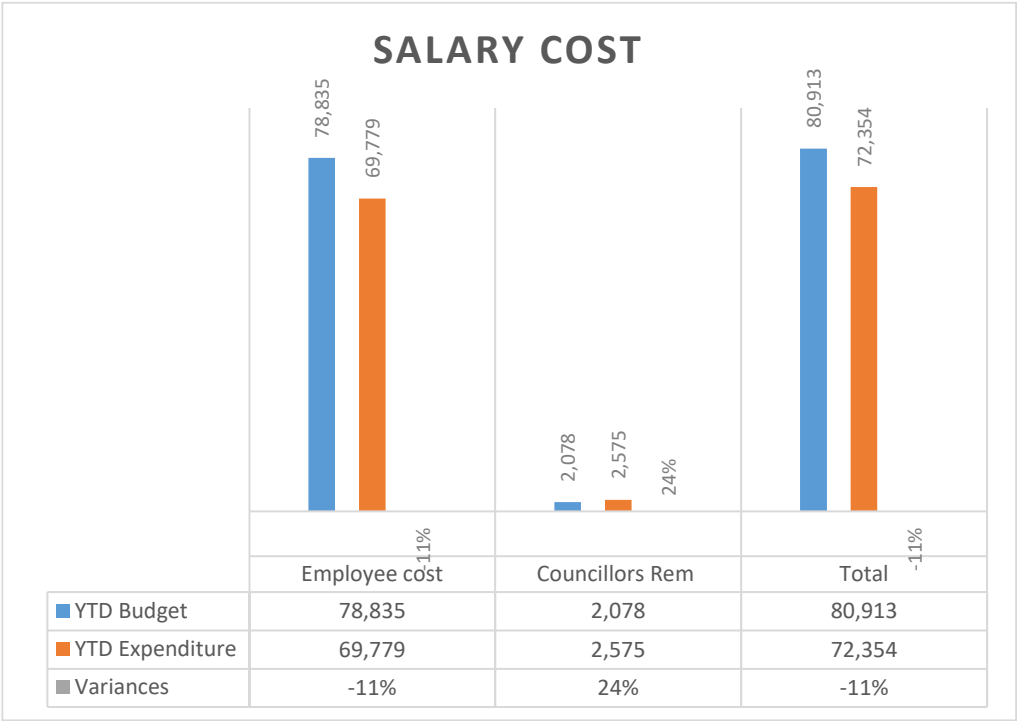


Figure Remuneration Cost

2.2 Capital expenditure

The overall capital expenditure as of 31 August 2023 is at **R37.7 million** of the YTD Actual compared to the YTD Budget of **R75.1 million** and the variance is -37.8. The reason is due to straight line budgeting.

Limpopo: Mopani (DC33) - Table C5 Monthly Budgeted Capital Expenditure by Functional Classification and Funding for period ending (M02) 31 August 2023

Description	Ref	2022/23	Budget year 2023/24								
R thousands		Audited Outcome	Original Budget	Adjusted Budget	M01 July Actual	M02 Aug Actual	YTD Actual	YTD Budget	YTD Variance	YTD variance %	Full Year Forecast
Capital Expenditure - Functional											
<i>Municipal governance and administration</i>		-	-	-	-	-	-	-	-	-	-
Executive and council											
Finance and administration											
Internal audit											
<i>Community and public safety</i>		-	-	-	-	-	-	-	-	-	-
Community and social services											
Sport and recreation											
Public safety											
Housing											
Health											
<i>Economic and environmental services</i>		-	-	-	-	-	-	-	-	-	-
Planning and development											
Road transport											
Environmental protection											
<i>Trading services</i>		-	450,742	450,742	7,077	30,196	37,273	75,124	(37,851)	(50.39)	450,742
Energy sources											
Water management			450,742	450,742	7,077	30,196	37,273	75,124	(37,851)	(50.39)	450,742
Waste water management											
Waste management											
<i>Other</i>											
Total Capital Expenditure - Functional	3	-	450,742	450,742	7,077	30,196	37,273	75,124	(37,851)	(50.39)	450,742
Funded by		-									
National Government			450,742	450,742	7,077	30,196	37,273	75,124	(37,851)	(50.39)	450,742
Provincial Government											
District Municipality											
Transfers and subsidies - capital (monetary allocations) (Nat /											
Transfers recognised - capital		-	450,742	450,742	7,077	30,196	37,273	75,124	(37,851)	(50.39)	450,742
Borrowing	6										
Internally generated funds											
Total Capital Funding		-	450,742	450,742	7,077	30,196	37,273	75,124	(37,851)	(50.39)	450,742

2.3 Cash Flow statement

Limpopo: Mopani (DC33) - Table C7 Monthly Budgeted Cash Flows (All) for period ending (M02) 31 August 2023

Description	Ref	2022/23	Budget year 2023/24								Full Year Forecast
		Audited Outcome	Original Budget	Adjusted Budget	M01 July Actual	M02 Aug Actual	YTD Actual	YTD Budget	YTD Variance	YTD variance %	
R thousands	1										
CASH FLOW FROM OPERATING ACTIVITIES											
Receipts											
Property rates			349,726	349,726				58,288	(58,288)	(100.00)	349,726
Service charges			4,100	4,100	464	99	563	683	(120)	(17.63)	4,100
Other revenue			1,277,122	1,277,122	502,966	5,178	508,144	212,854	295,290	138.73	1,277,122
Transfers and Subsidies - Operational	1		550,584	550,584	38,648	1,659	40,307	91,764	(51,457)	(56.08)	550,584
Transfers and Subsidies - Capital	1		4,000	4,000	549	2,244	2,793	667	2,126	318.94	4,000
Interest											
Dividends											
Payments											
Suppliers and employees			(1,181,032)	(1,181,032)	(54,822)	(76,179)	(339,585)	(185,372)	54,371	(29.33)	(1,181,032)
Finance charges											
Transfers and Subsidies	1										
NET CASH FROM/(USED) OPERATING ACTIVITIES		-	1,004,500	1,004,500	487,805	(66,999)	212,221	178,884	241,923	135.24	1,004,500
CASH FLOWS FROM INVESTING ACTIVITIES											
Receipts											
Proceeds on disposal of PPE											
Decrease (Increase) in non-current debtors (not used)											
Decrease (increase) in non-current receivables											
Decrease (increase) in non-current investments											
Payments											
Capital assets			(447,438)	(447,438)	(41,579)	(42,332)	(83,911)	(74,022)	(9,888)	13.36	(447,438)
NET CASH FROM/(USED) INVESTING ACTIVITIES		-	(447,438)	(447,438)	(41,579)	(42,332)	(83,911)	(74,022)	(9,888)	13.36	(447,438)
CASH FLOWS FROM FINANCING ACTIVITIES											
Receipts											
Short term loans											
Borrowing long term/refinancing											
Increase (decrease) in consumer deposits											
Payments											
Repayment of borrowing											
NET CASH FROM/(USED) FINANCING ACTIVITIES		-	-	-	-	-	-	-	-	-	-
NET INCREASE/ (DECREASE) IN CASH HELD		-	557,062	557,062	446,227	(109,331)	128,311	104,862	232,034	221.28	557,062
Cash/cash equivalents at the year begin:			169,183	169,183	171,211	617,438	171,211	169,183	2,028	1.20	169,183
Cash/cash equivalents at the year end:	2	-	726,245	726,245	617,438	508,107	299,522	274,045	234,062	85.41	726,245

2.4 Cash and Cash equivalents

MOPANI DISTRICT MUNICIPALITY			
CONSOLIDATED BTS FOR AUGUST 2023			
Month	2		
Statement Description	MAIN ACCOUNT 62854372093	CALL ACCOUNTS	TOTAL
Opening balance	20,767,943.08	437,644,690.88	458,412,633.96
Interest capitalised	29,449.21	2,213,281.31	2,242,730.52
Transfer from Main to Call	-	-	-
Transfer to Main Account from call	143,700,000.00	(143,700,000.00)	-
Current - Refunds SARS	-	-	-
Current - ACBs	(150,153,957.09)	-	(150,153,957.09)
Current - ACB (GRANT)	43,612,099.82	-	43,612,099.82
Current - Deposits	92,376.73	-	92,376.73
Current - debit orders	(172,260.54)	-	(172,260.54)
Current - ESKOM	(9,435,854.56)	-	(9,435,854.56)
Current - (UNATHORISED DEBIT ORDER)	-	-	-
Current - Bank Charges	(3,794.96)	-	(3,794.96)
Current - (Salaries)	(51,597,247.16)	-	(51,597,247.16)
Other transfers-Unpaid	6,524,144.74	-	6,524,144.74
Closing balance	3,362,899.27	296,157,972.19	299,520,871.46

3. Grant Management

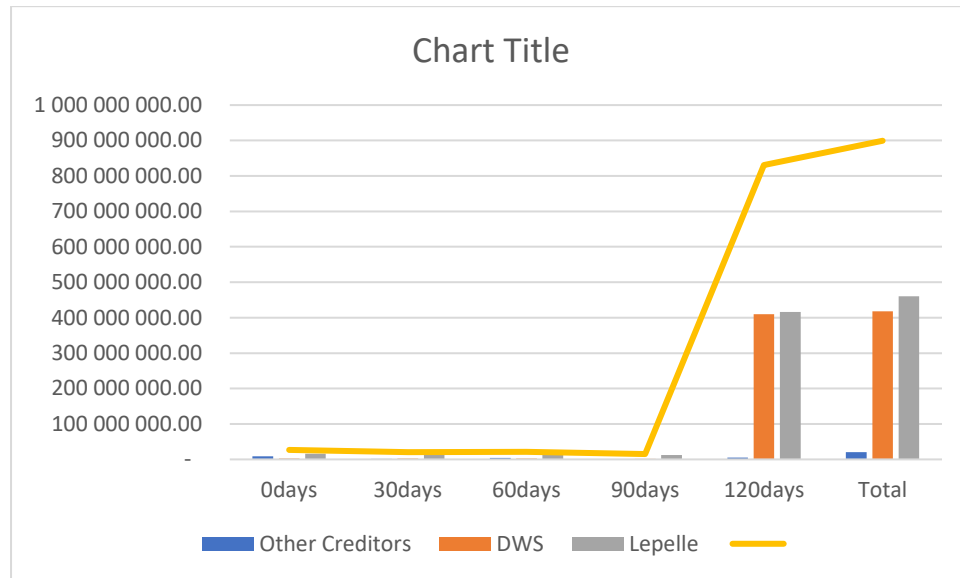
3.1 Grant Payment Allocation

The table below depicts the amount and the date that the payments were made into the municipality's bank account.

MOPANI DISTRICT MUNICIPALITY								
GRANTS 2023/2024								
Aug-23								
	EQUITABLE SHARES	MIG	FMG	EXP PUBLIC WORKS	RURAL ROADS ASSETS MANAGEMENT GRANT	WSIG_SCHEDULE 6B& 7	VAT REFUND	TOTAL
BUDGET	1,265,409,000.00	548,214,000.00	3,000,000.00	8,713,000.00	2,370,000.00			1,827,706,000.00
% RECEIVED	40%	6%	100%	25%	70%			
GRANT INCOME	500,989,000.00	32,897,000.00	3,000,000.00	2,178,000.00	1,659,000.00	62,230,209.68	-	602,953,209.68
Jul-23	500,989,000.00	32,897,000.00				25,460,109.92		559,346,109.92
Aug-23			3,000,000.00	2,178,000.00	1,659,000.00	36,770,099.76		43,607,099.76
Sep-23								-
Oct-23								-
Nov-23								-
Dec-23								-
Jan-24								-
Feb-24								-
Mar-24								-
Apr-24								-
May-24								-
Jun-24								-
TOTAL	500,989,000.00	32,897,000.00	3,000,000.00	2,178,000.00	1,659,000.00	62,230,209.68	-	602,953,209.68

3.2 Creditors aging analysis.

The total due to creditors above 30 days' amounts to R1.9 million as of 31 August 2023.



4. Revenue Management

The Municipality's revenue sources are as follows: -

- Water and sewer service charges
- Fire services charges
- Environmental Health service charges
- Air Quality services charges
- Sale of tenders

The main own revenue is water and sewer transaction that are done at the local municipalities on behalf of the District Municipality

4.1. Billing on Water and Sewer Services

Municipality	Water Budget	Sewer Budget	YTD Water Billing	YTD Sewer Billing	YTD Water Collection	YTD Sewer Collection	& YTD Receipts vs Billing
BPM	252,323,471	46,063,168	28,766,867	4,421,863	12,223,283	1,658,648	0
GGM	24,814,807	463,735	1,029,154	383,381	118,712	36,381	0
GLM	11,568,055	6,821	654,749	524,329	313,240	29,511	0
GTM	62,662,678	2,342,175	4,225,170	1,053,522	2,200,145	456,158	0
MLM	4,356,067	498,705	395,036	41,253	254,543	29,908	0
TOTAL	355,725,078	49,374,604	35,070,976	6,424,349	15,109,923	2,210,606	0

a) Local Municipalities invoiced as of 31 August 2023

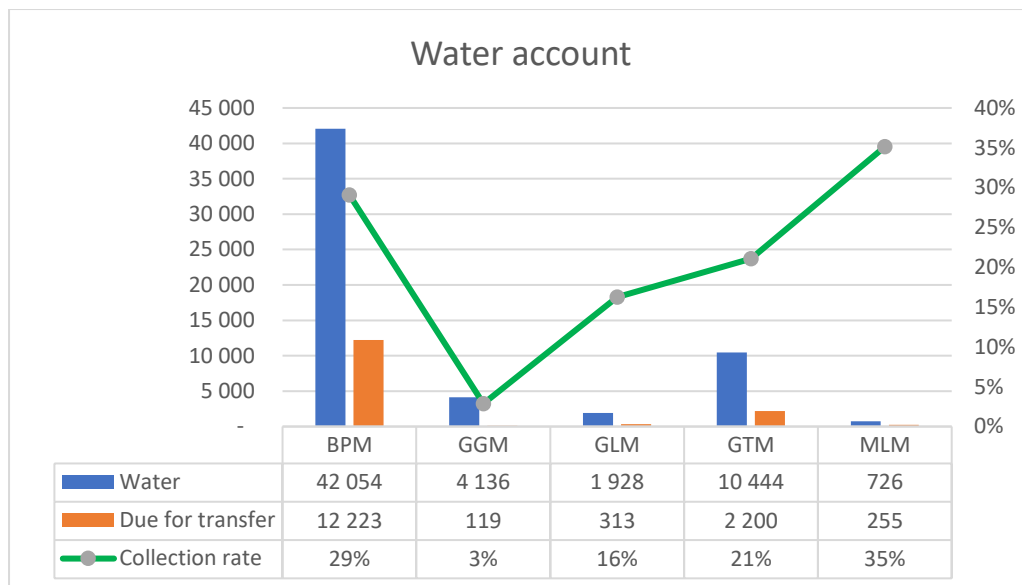


Figure 2: Water account

b) Sewer Billing

The following graph illustrate the performance of the sewer services.

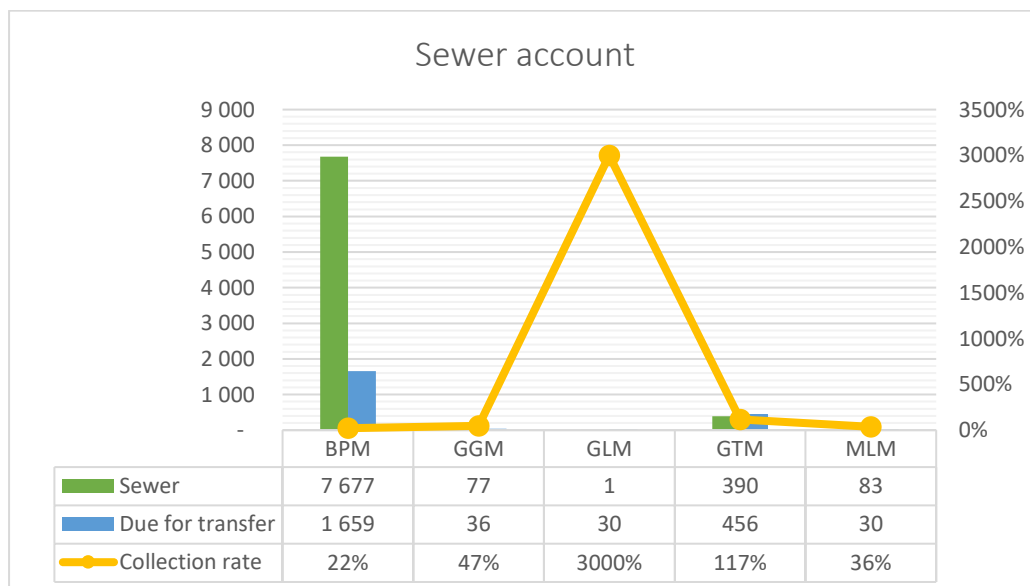


Figure 3: Sewer Account

c) Local Municipalities Costs Recovery Report (Expenditures)

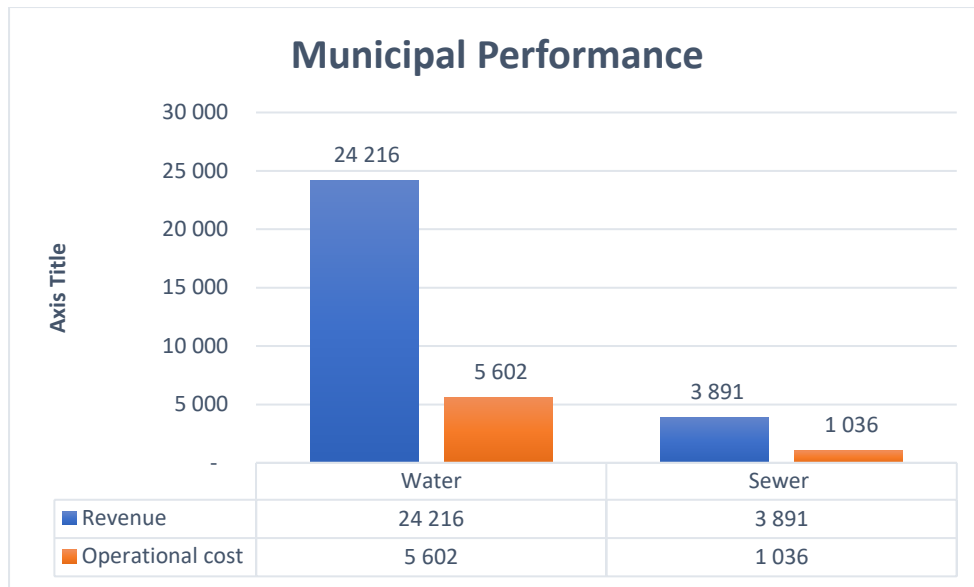


Figure 4: Cost recovery

The revenue invoiced on water and sewer for functions performed by local municipalities as per the above two tables. Municipalities has not yet transferred the money to the district municipality. As such further engagements with the local municipalities is critical. The local municipalities need to invoice the district on the total expenditures incurred on the water and sewer transactions.

4.2. DEBTORS AGE ANALYSIS

a) Debt age analysis.

Age Analysis	Sewerage	Water	Total
	R'000	R'000	R'000
Current	4,650,281	20,188,068	24,838,350
30 days	2,718,391	16,467,927	19,186,317
60 days	27,454,500	127,997,831	155,452,331
90 days	2,412,846	17,851,602	20,264,448
120 days	2,375,692	19,293,469	21,669,160
150 days plus	215,297,253	1,032,358,374	1,247,655,628
TOTAL	254,908,963	1,234,157,271	1,489,066,234

5. Assets and Fleet Management

5.1. FINANCIAL

5.1.1 Asset Management (MFMA, section 63)

- a) Significant movable / immoveable assets under the control of the municipality.
b) Continuous updates of the asset register. (Assets Acquisitions for the quarter)

NO	CLASS OF ASSETS	OPENING BALANCE 30 JUNE 2022	DEPRECIATION FOR CURRENT YEAR	CLOSING BALANCE 30 JUNE 2023	MONTHLY DEPRECIATION – AUG 2023
1	Building	R 109 345 143,00	R 7 962 368,23	R101 382 774,77	R663 530,69
2	Water	R 5 584 490 338,88	R 171 180 364,49	R5 395 648 986,62	R14 265 030,37
3	Sanitation	R 862 288 542,09	R 37 349 442,07	R834 118 025,02	R3 112 453,51
4	Computer Equipment	R 2 683 283,69	R 957 840,57	R2 789 067,16	R79 820,05
5	Furniture and Office Equipment	R 9 050 466,34	R 2 551 401,65	R6 556 806,91	R212 616,80
6	Machinery and Equipment	R 20 356 824,38	R 3 306 504,71	R18 051 996,87	R275 542,06
7	Motor Vehicle	R 36 938 212,09	R 11 831 153,39	R73 517 343,28	R985 929,45
Total					R 19 594 922,92

This section of the report relates to the asset spend analysis (quantum and rand value) during the past quarter for all asset transactions.

THRESHOLD– INFRASTRUCTURE ASSET PURCHASES	QUANTITY	VALUE
Transactions Exceeding R 1 000	22	R 29 759 907.80

NO	DATE	CHEQUE NUMBER	DESCRIPTION OF SERVICE	AMOUNT
1	Aug-23	EF017875-0001	CLAIM 04 MAKHUSHANE WATER SCHEME PHASE 5C 321/07/2023	R 976 986,39
2	Aug-23	EF017897-0001	MAKHUSHANE WATER SCHEME PHASE 5B	R 260 561,65
3	Aug-23	EF017897-0004	MAKHUSHANE WATER SCHEME PHASE 5B CLAIM NO 7	R 3 664 664,00

4	Aug-23	EF017897-0002	MAKHUSHANE WATER SCHEME PHASE 5A CLAIM NO 6	R 255 316,67
5	Aug-23	EF017868-0001	CLAIM 10 SEKGODSESE REGIONAL GROUND WATERR SCHEME PHASE 1D 24/07/2023	R 29 450,00
6	Aug-23	EF017865-0003	CLAIM 06 SEKGOSESE REGIONAL GROUND WATER SCHEME PHASE 3A 27/07/2023	R 3 370 802,40
7	Aug-23	EF017854-0001	CLAIM 10 SEKGOSESE REGIONAL GROUND WATER SCHEME PHASE 3C 02/08/2023	R 250 434,37
8	Aug-23	EF017854-0005	CLAIM 06 SEKGOSESE REGIONAL GROUND WATER PHASE 3B 214/08/2023	R 2 540 822,60
9	Aug-23	EF017854-0008	CLAIM 06 SEKGOSESE REGIONAL GROUND WATER SCHEME PHASE 3B 15/08/2023	R 486 624,40
10	Aug-23	EF017897-0008	SEKGOSESE REGIONAL GROUND WATER PHASE 3C CLAIM NO 9	R 3 091 905,00
11	Aug-23	EF017865-0002	RITAVI 2 WATER SCHEME PHASE 04C 27/07/2023	R 200 152,38
12	Aug-23	EF017897-0005	RITAVI II SUB SCHEME 1 PHASE 04 A	R 184 765,39
13	Aug-23	EF017854-0006	CLAIM 05 LULEKANI WATER SCHEME PHASE 2A 21/07/2023	R 2 756 968,13
14	Aug-23	EF017860-0001	CLAIM 15 LULEKANI WATER SCHEME PHASE 1 BENFARM 21/07/2023	R 158 958,00
15	Aug-23	EF017897-0010	LULEKANI WATER SCHEME PHASE 2B HUMULANI B CLAIM NO 7	R 201 496,15
16	Aug-23	EF017897-0009	LULEKANI WATER SCHEME PHASE 2C	R 201 842,46
17	Aug-23	EF017898-0001	CLAIM 5 TOURS WATER RETICULATION TO 25 VILLAGES PROJECT 22/08/2023	R 8 225 783,82
18	Aug-23	EF017897-0006	TOURS WATER RETICULATION TO 25 VILLAGES PHASE 2D	R 1 495 674,01
19	Aug-23	EF017897-0007	TOURS WATER RETICULATION TO 25 VILLAGES PHASE 2D	R 1 406 700,01
20	Aug-23	EF017871-0001	REFURBISHMENT OF THABINA WATER WORKS OUTLET VALVES	R 1 175 745,62
21	Aug-23	EF017830-0003	EMERGENCY REPAIRS SOFT STARTERS; MOTORS; PUMPS 14/07/2023	R 711 978,00
22	Aug-23	EF017906-0001	REPAIRS OF THAPANE RAW WATER PUMP STATION	R 597 847,54
	Total			R 29 759 907.80

5.2. ASSET DISPOSAL ANALYSIS REPORT

This section of the report relates to the asset disposals (quantity and rand value) that occurred during the past quarter for all disposal transactions by means of a transfer, donation, and tender or competitive sale process.

THRESHOLD– ASSET DISPOSED	QUANTITY	VALUE
Asset Disposals through Transfers	N/A	0
Asset Disposals through Donations	N/A	0
Asset Disposals through Tender or Sale Process	N/A	0
TOTAL TRANSACTION VALUE (Including VAT)		

5.2 Summary Expenditure on fleet.

Period	Fuel Expenditure on Fleet	Fuel Expenditure on Borehole and Generators	Repairs And Maintenance Expenditure	Licensing of Fleet Expenditure	Total Expenditure
JUN-23	R618 155,49	R196 065,25	R787 707,40	R191 547,00	R1 793 475,14
JULY-23	R771 843,57	R227 958,80	R222 271,74	R3 801,20	R1 225 875,31
AUG-23	R781 573,04	R182 605,97	R114 390,00	R201 657,00	R1 280 226,01
TOTAL	R2 171 572,10	R606 630,02	R1 124 369,14	R397 005,20	R4 299 576,46

5.4 Summary listing on fleet status.

Location	Number Of Vehicles & Plant	Operational	Non-Operational	Recommended Disposal	Accident/ Written Off
Tzaneen	41	19	18	4	0
Ba-Phalaborwa	25	14	8	3	0
Letaba	25	13	10	2	1
Giyani	61	37	20	5	2
Maruleng	24	13	9	2	0
Total	177	95	66	16	2

Factors on fleet

- Inaccurate odometer readings on FNB system been addressed with FNB and FNB has noted these discrepancies, FNB will assist the Municipality on possible audit finding from AGSA with regard to inaccurate readings.

5.5 List of Fire and Rescue vehicle being registered for special classification.

No	Reg Num	Make	Location	Department
1	CXZ 890L	Tata-Fire Truck	Fire Station- Tzaneen	Fire Service
2	DRD 675L	Iveco Eurocargo	Fire Station-Modjadjiskloof	Fire Service
3	BKH 751L	Nissan Ud95 Truck	Fire Station-Ba-Phaborwa	Fire Service
4	CXZ 901L	Tata-Fire Truck	Fire Station- Tzaneen	Fire Service
5	CWL 357L	Toyota Landcruiser	Fire Station-Ba-Phaborwa	Fire Service
6	CJK 653L	Mercedes Atego	Fire Station- Tzaneen	Fire Service
7	CJK 630L	Mercedes Atego	Fire Station- Giyani	Fire Service
8	BVF 169L	Nissan Ud95 Truck	Fire Station- Tzaneen	Fire Service
9	CWL 359L	Toyota Landcruiser	Fire Station-Maruleng	Fire Service
10	CWL 361L	Toyota Landcruiser	Fire Station-Modjadjiskloof	Fire Service
11	CWL 317L	Toyota Landcruiser	Fire Station- Giyani	Fire Service

5.6 Detailed Fleet Status

No	Reg No	Locations	Operational / Non-Operational	Comments/Remarks
1	BFL595L	Fire Station-Maruleng	Non-Operational	Gearbox problem/ request processed sent to SCM
2	BFL614L	Fire Station-Ba-Phaborwa	Operational	The order for replacement of front suspension has been issued
3	BFL630L	Fire Station-Modjadjiskloof	Operational	
4	BFL640L	Fire Station-Tzaneen	Non-Operational	Electrical problem and mechanical problem too/ request processed and the order has been issued currently to repair the vehicle
5	BFL646L	Fire Station-Tzaneen	Operational	

6	BKH751L	Fire Station-Ba-Phaborwa	Operational	Water pump and pressure pump not working, vehicle to be assessed by our mechanic, request processed.
7	BSB155L	Satellite Office- Giyani	To be disposed off	To be disposed off.
8	BSB169L	Satellite Office- Lukani	Operational	
9	BTL511L	Fire Station-Tzaneen	Non-Operational	Replacement of battery and window mechanism, request processed,the order has been issued currently to repairs the vehicle
10	BVF169L	Fire Station-Tzaneen	Non-Operational	Repair rear locker and clutch kit/ request processed sent to SCM on the 8 th Aug-2023, the order has been issued to repair the vehicle
11	BVP255L	Maruleng Local Municipality	Operational	
12	BVP257L	Maruleng Local Municipality	Operational	Needs six tyres, awaiting memo.
13	CCR875L	Letaba Satellite	Non-Operational	Air-pipe need to be fixed, awaiting memo from satellite.
14	CCR880L	Tzaneen Satellite Office	Non-Operational	Service needed awaiting memo from roads and transport.
15	CCR890L	Ba-Palaborwa Local Municipality	Operational	
16	CCR896	Maruleng Local Municipality	Operational	
17	CFG984L	Giyani Satellite Office	To be disposed off	To be disposed off
18	CFG993L	Main office Mopani	Operational	To be disposed off
19	CFH018L	Satelite Office Lulekani	Operational	Leaking hydraulic oil problems, front suspension also needs wheel alignment/ request processed sent to SCM
20	CFH118L	Maruleng Local Municipality	Non-Operational	Accident written off
21	CFH143L	Giyani workshop	Operational	Needs service and replacement of windscreen waiting for memo from satellite.

22	CFJ256L	District Office	Operational	
23	CFW464L	Satellite Office- Giyani	Operational	
24	CJK630L	Fire Station Giyani	Operational	Repair gear box request has been processed submitted to 24 July 2023, the order has been issued to repair the vehicle
25	CJK653L	Fire Station- Tzaneen	Operational	Pump engine and electrical wiring repairs, truck needs service/ pump needs repair/ request sent to SCM on the 11 Aug-2023
26	CCR904L	Giyani workshop	Non-Operational	Needed front glass, aircon and new parts need replacement.
27	CRT136L	Satellite Office- Maruleng	To be disposed off	To be disposed off.
28	CRT149L	Satellite Office- Lukani	To be disposed off	To be disposed off.
29	CRT162L	Satellite Office- Kgapanne	To be disposed off	To be disposed off.
30	CRT172L	Satellite Office- Nkowa Nkowa	To be disposed off	To be disposed off.
31	CRT182L	Satellite Office- Lukani	To be disposed off	To be disposed off.
32	CRT201L	Satellite Office- Giyani	To be disposed off	To be disposed off.
33	CRT205L	Satellite Office- Tzaneen	Operational	
34	CRT213L	Satellite Office- Nkowa Nkowa	To be disposed off	To be disposed off.
35	CRT216L	Satellite Office- Lukani	To be disposed off	To be disposed off.
36	CRT224L	Satellite Office- Maruleng	To be disposed off	To be disposed off.
37	CXS359L	Satellite Office- Nkowa Nkowa	Operational	
38	CTH418L	Fire Station- Giyani	Operational	
39	CTH428L	Fire Station- Giyani	Non-Operational	To be disposed off.

40	CTH432L	Fire Station-Modjadjiskloof	Non-Operational	Engine problem / request processed sent to SCM.
41	CTH436L	Fire Station-Tzaneen	Non-Operational	Needs battery / request processed sent to SCM, the order has been issued currently
42	CTH438L	Fire Station-Tzaneen	Operational	Faulty front suspension, replacement of battery and repair electrical system request has been processed currently the order has been issued
43	CTH441L	Fire Station-Giyani	Operational	
44	CTH447L	Fire Station-Giyani	Operational	
45	CTH452L	Fire Station-Ba-Phaborwa	Non-Operational	Exhaust repairs required/ request processed sent to SCM on the 1 st Aug-2023, the order has been issued currently
46	CTH470L	Fire Station-Tzaneen	Non-Operational	Needs clutch kit and leaking gearbox /request processed currently the order has been issued
47	CTM092L	Disaster Centre	Non-Operational	Needs a battery and tyres/ request processed sent to SCM.
48	CTM114L	Disaster Centre	Non-Operational	Needs a battery/ request processed sent to SCM.
49	CTY877L	Satellite Office- Giyani	To be disposed off	To be disposed off
50	CWL357L	Fire Station-Ba-Phaborwa	Non-Operational	Windscreen cracks, Siren and Emergency light not working, Tyre inflating/slow puncher, no lock nuts only nuts and Top deck spotlight not working, request processed and sent to SCM/ An order has been issued.
51	CWL359L	Fire Station-Maruleng	Operational	High pressure pump leaking, spare wheel needed, waiting for memo.
52	CWL361L	Fire Station-Modjadjiskloof	Operational	
53	CWL371L	Fire Station-Giyani	Operational	

54	CWN034L	Greater Giyani Municipality	Operational	
55	CWT156L	Satellite Office- Giyani	Non-Operational	Clutch problem/ waiting for memo.
56	CWT163L	Satellite Office- Maruleng	Operational	
57	CWT173L	Satellite Office- Lukani	Non-Operational	The truck requires repairs, request processed and sent to SCM on the 27 th Jul- 2023
58	CWT183L	Satellite Office- Kgapane	Operational	Speedo meter not functioning/ request processed sent to SCM.
59	CWT190L	Satellite Office- Nkowa Nkowa	Non-Operational	The truck needs a new clutch kit, request processed the order has been issued currently
60	CWY114L	Fire Station- Maruleng	Non-Operational	Requires major service, awaiting memo.
61	CXS343L	Satellite Office- Maruleng	Operational	Left side mirror damaged need emergency brake adjustment, awaiting memo from satellite.
62	CXS351L	Satellite Office- Lulekani	Operational	Spare wheel needed ,fuel tank cap lost, Maximum speed limit sign needed ,Siren and Emergency not working, Inflating /slow puncher yes, No lock nuts only nuts, Emergency, major, service & Breakdown kit needed, Hand /Emergency brake not working, Vehicle need service, Awaiting memo, awaiting memo from satellite.
63	CXZ890L	Modjadjiskloof Fire Station	Non-Operational	Needs two batteries, brake pads and radiator leak request processed sent to SCM.
64	CXZ901L	Fire Station- Maruleng	Non-Operational	Needs batteries, request processed sent to SCM.
65	DBY038L	Giyani Workshop	Non-Operational	Vehicle does not start, awaiting memo from satellite.
66	DJT611L	District Office	Operational	
67	DMC038N	Fire Station- Tzaneen	Non-Operational	Old Trailer recommended for disposal.

68	DMC039N	Fire Station-Tzaneen	Non-Operational	Old Trailer recommended for disposal.
69	DMR049L	Fire Station-Tzaneen	Operational	
70	DMR157L	Fire Station-Ba-Phaborwa	Non-Operational	Wiper blades to be replaced, no lock nuts only nuts on wheels, steering wheel need repairs, Brake paddle need replacement, Accelerator paddle need replacement, Hand/Emergency brake need attention, Leakages (Water, oil and diesel/petrol), Hydraulic oil level not working, Gear box problems, awaiting for memo.
71	DMT518L	Fire Station-Giyani	Non-Operational	clutch repair battery replacement and service, an order has been issued
72	DMT521L	Fire Station-Ba-Phaborwa	Non-Operational	Wiper blades need to be replaced, Major dents need attention, Number plates not visible need to be replaced, MDM logo, no bulbs/globes, siren and emergency lights not working, battery acid level is low, Gear box problems, awaiting memo.
73	DMT538L	Fire Station-Giyani	Non-Operational	Gearbox problem /request processed sent to SCM
74	DMT543L	Fire Station-Tzaneen	To be disposed off	To be disposed off.
75	DMT550L	Fire Station-Tzaneen	Operational	
76	DMT553L	Fire Station-Tzaneen	Operational	
77	FGH 518L	Giyani Satellite Office	Operational	
78	DNR486L	Fire Station-Tzaneen	Operational	
79	DNR492L	Nsami Stores	Non-Operational	The vehicle does not start, waiting memo from satellite.
80	DNR497L	Fire Station-Tzaneen	Operational	
81	DNR797L	Disaster Centre	Non-Operational	Needs repairs and two batteries, awaiting memo.

82	DRD675L	Fire Station-Modjadjiskloof	Non-Operational	Engine problem, awaiting memo.
83	DSF544L	Fire Station-Modjadjiskloof	Non-Operational	The vehicle has an ignition problems and petrol pump requires repairs, awaiting memo from Fire station.
84	DTP931L	Fire Station-Tzaneen	Non-Operational	Our mechanic has diagnosed the problem/request processed sent to SCM.
85	DVM808L	Modjadjiskloof Fire Station	Operational	Spare tyre is worn out, needs a new spare tyre. Waiting for memo
86	DVM815L	Tzaneen Fire Station	Operational	
87	DVM820L	Modjadjiskloof Fire Station	Operational	
88	DVM829L	Maruleng Fire Station	Operational	
89	DVM856L	Tzaneen Fire Station	Operational	
90	DVM869L	Tzaneen Fire Station	Operational	
91	DVM872L	Maruleng Fire Station	Non-Operational	Written off due to accident
92	DVM923L	Giyani Fire Station	Operational	
93	DVM935L	Phalaborwa Fire Station	Operational	
94	DVM938L	Phalaborwa Fire Station	Operational	
95	DYC799L	Executive Mayor S Office	To be disposed off	To be disposed off
96	DZZ267L	Speakers Office	Operational	
97	FBH809L	Disaster Centre	Non-Operational	Theres no budget for the refurbishment of this vehicle.
98	FCW259L	Satellite Office-Nkowa Nkowa	Operational	
99	FCW264L	Satellite Office-Maruleng	Operational	

100	FCW268L	Satellite Office- Nkowa Nkowa	Operational	
102	FCW272L	Satellite Office- Lukani	Non-Operational	Needs windscreen, brakes, alternator and speedo meter jam, still waiting for memo.
103	FCW292L	Workshop- Giyani	Non-Operational	Involved in a car accident reported to insurance and the insurance company is investigating the matter.
104	FCW295L	Satellite Office- Giyani	Operational	
105	FCW299L	Satellite Office- Giyani	Operational	
106	FCW305L	Workshop- Giyani	Non-Operational	Requires repair on faulty engine, replacement of 5 tyres, replace a battery and shocks request processed sent to SCM on the 26 th Jul-2023.
107	FCW308L	Satellite Office- Kgapane	Operational	Speedo meter needs repairs/request processed sent to SCM on the 22th Mar-2023.
108	FCW317L	Workshop- Giyani	Operational	
109	FCW322L	Satellite Office- Giyani	Operational	
110	FCW328L	Satellite Office- Giyani	Non-Operational	Immobilizer problem/request processed sent to SCM on the 26 th Jul-2023
111	FCW330L	Satellite Office- Lukani	Operational	
112	FCW337L	Satellite Office- Kgapane	Non-Operational	Worn-out tyres and need battery /request processed sent to SCM
113	FCW343L	Satellite Office- Nkowa Nkowa	Non Operational	The vehicle need ignition repairs the memo has processed sent to supply chain, the order has been issued to fix the vehicle
114	FCW347L	Satellite Office- Nkowa Nkowa	Operational	
115	FCW353L	Satellite Office- Kgapane	Non-Operational	Needs tyres, brake pads, back light on the right side is broken, request processed to SCM on the 3 rd Aug-2023
116	FCW355L	Satellite Office- Giyani	Operational	

117	FCW360L	Satellite Office-Kgapane	Operational	
118	FCW362L	Satellite Office-Kgapane	Operational	Brakes worn out/Hooter and services/request processed and sent to SCM on 28 June 2023.
119	FCW363L	Satellite Office-Nkowa Nkowa	Non-Operational	Involved in accident/written off
120	FDZ819L	Lulekani Satellite Office	Operational	Needs urgent attention major service and tyres no power /request processed, currently the order has been issued
121	FDZ823L	Giyani Satellite Office	Operational	Needs service/request processed sent to SCM/ An order has been issued.
122	FDZ824L	Workshop-Giyani	Operational	
123	FFC519L	Lulekani Satellite Office	Operational	
124	FFC521L	Maruleng Satellite Office	Operational	Mirror damaged on the driver's side, awaiting memo from Satellite.
125	FFC524L	Giyani Workshop	Non-Operational	Involved in an Accident.
126	FFC528L	Workshop-Giyani	Operational	
127	FFC531L	Giyani Workshop	Non-Operational	To repair beam tyre rod, request processed on 4 th May 2023.
128	FFM978L	Letaba Satellite	Non Operational	Needs breaks fuel gauge not working and door handle not working /request processed sent to SCM on the 24 th August 2023
129	FFM979L	Tzaneen Satellite Office	Operational	The vehicle require service and windscreen replacement, still waiting for memo from satellite
130	FFM980L	Satellite Office- Giyani	Non-Operational	Gearbox problem/request processed sent to SCM.
131	FFM981L	Letaba Satellite	Operational	
132	FFM982L	Letaba Satellite	Operational	
133	FFM984L	Lulekani Satellite Office	Operational	Left side need to be fixed because it is loose, waiting for memo

134	FFM985L	Maruleng Satellite Office	Operational	
135	FFS646L	Lulekani Satellite Office	Non-Operational	Needs replacement of brake pads, shocks and two batteries/request processed sent to SCM/ An order has been issued.
136	FFS653L	Letaba Satellite Office	Operational	
137	FFS658L	Maruleng Satellite Office	Non-Operational	Engine problem/ request processed sent to SCM on the 26 Jul-2023.
138	FFS665L	Tzaneen Satellite Office	Operational	The truck needs new wiper blades. The side mirror on the left side has cracks. Fog lights not working. No spare wheel, it is damaged. Brake pads need to be replaced. Driver's side steps on the right hand, awaiting memo from the Satellite.
139	FFS670L	Giyani Satellite Office	Non-Operational	Needs engine repairs, awaiting memo from Satellite.
140	FFS672L	Satellite Office- Giyani	Operational	
141	FFS673L	Tzaneen Satellite Office	Non-Operational	Involved in accident/ Insurance repaired the vehicle awaiting an order from SCM for payment process for excess.
142	FFM677L	Tzaneen Satellite Office	Non-Operational	Engine problem/indicating engine light/ /request processed sent to SCM Engine problem/indicating engine light/ /request processed sent to SCM,the order has been issued to repair the vehicle
143	FFM678L	Tzaneen Satellite Office	Operational	
144	FGH513L	Lulekani Satellite Office	Operational	
145	FGH 517L	Letaba Satellite	Non-Operational	Brakes worn, oil leakages, awaiting memo.
146	FGH515L	Satellite Office- Giyani	Operational	
147	FGH521L	Maruleng Satellite Office	Non-Operational	Engine Knocked/request processed sent to SCM/ An order has issued.
148	FGH522L	Tzaneen Satellite Office	Operational	

149	FLF330L/F HX724N old no plate	Greater Tzaneen Municipality	Non-Operational	Needs battery, body respray, service and gear box repair, roadworthy test, awaiting memo from satellite.
150	FMZ796L	Satellite Office- Giyani	Operational	
151	FMZ809L	Satellite Office- Giyani	Operational	
152	FMZ821L	Satellite Office- Giyani	Operational	The passenger door caught fire and the matter has been reported to insurance. Investigation are being conducted.
153	FPW715L	Satellite Office- Giyani	Operational	
154	FPW716L	Satellite Office- Giyani	Operational	
155	FPW717L	Satellite Office- Giyani	Operational	
156	FSL948L	Tzaneen Fire Station	Operational	Due for service, request has been processed and sent to SCM, the order has been issued currently for the vehicle to be serviced
157	FSL949L	Ba-Phalaborwa Fire Station	Operational	Siren and emergency lights need replacement, pto repairs, request has been processed 01 Aug 2023
158	FSL950L	Giyani Fire Station	Operational	
159	FVJ470L	Maruleng Satellite Office	Operational new Grader	
160	FVS 047L	Phalaborwa Fire Station	Operational	
161	CWT186L	Satellite Office- Giyani	Non Operational	Request for handbrake, left and right mud guard has been processed currently the order has been issued to fix the car
162	CCR896L	Satellite Office- Giyani	Operational	
163	CHT452L	Phalaborwa Fire Station	Operational	
164	CZV236L	Letaba Satellite Office	Operational	

165	DVM892L	Maruleng Fire Station	Operational	
166	FDZ817L	Letaba Satellite Office	Operational	
167	FFC532L	Giyani Satellite Office	Operational	
168	FFM975L	Giyani Satellite Office	Operational	
169	FSL949	Giyani Fire Station	Operational	
170	FFC534L	Satellite Office- Giyani	Operational	
171	DMR1572	Phalaborwa Fire Station	Operational	
172	FFM976L	Letaba Satellite Office	Non-Operational	Clutch plate replacement /request processed and was sent to SCM 20 Jun-2023, the order has been issued currently to repair the vehicle
173	FGH526L	Giyani Satellite Office	Operational	
174	DKN020N	Modjadjiskloof Fire Station	To be disposed off	To be disposed of.
175	DNH797L/ FLZ502N old no	Disaster Centre	Non-Operational	Engine problem, awaiting for memo.
176	CFH008L	Tzaneen Fire Station	Non-Operational	Written off due to accident
177	FZS852L	Main Office Mopani	Operational	

5.7 FNB FUEL Expenditure Report August 2023

Cost Name	Reg Num	Make	Opening Odo	Closing Odo	Span	Litres	Oil Value	Grand Total
TZANEEN SATELITE	BFL630L	NISSAN	302405	303043	638	141,11	0	3315,89
TZANEEN SATELITE	BKH751L	NISSAN	26285	26495	210	97,92	0	2678,3

GIYANI	CFG993L	NISSAN	298690	299607	917	66,96	0	1580,37
TZANEEN SATELITE	CFH018L	NISSAN	288162	290099	1937	208,8	0	4865,22
GIYANI	CFH143L	TOYOTA	442549	449733	7184	632,36	292.50	15678,3
GIYANI	CFJ256L	MERCEDES BENZ	149369	150193	824	107,15	0	2506,3
GIYANI	CFW464L	NISSAN	337039	342028	4989	467,85	0	11478,2
GIYANI	CJK630L	MERCEDES BENZ	28540	28834	294	122,91	0	2971,95
TZANEEN SATELITE	CTH436L	TOYOTA	280270	280677	407	51,57	0	1210,86
TZANEEN SATELITE	CTH438L	TOYOTA	144769	145096	327	88,72	0	2083,15
GIYANI	CTH441L	TOYOTA	327175	327422	247	71,35	0	1690,3
GIYANI	CTH447L	TOYOTA	119026	119397	371	99,19	0	2349,8
GIYANI	CTH452L	TOYOTA	102599	103398	799	143,6	0	3353,05
GIYANI	CWL357L	TOYOTA	100792	101646	854	154,77	0	3598,41
MARULENG	CWL359L	TOYOTA	80762	81937	1175	254,87	0	5957,45
TZANEEN SATELITE	CWL361L	TOYOTA	66482	66721	239	89,04	0	2000,1
GIYANI	CWL371L	TOYOTA	47029	47536	507	126,28	0	3103,9
MARULENG	CWT163L	NISSAN	449748	453962	4214	1733,77	0	40337,44
GIYANI	CWT186L	NISSAN	241203	241618	415	127,15	0	2982,95
MARULENG	CXS343L	NISSAN	351360	357367	6007	1898,96	0	43451,13
TZANEEN SATELITE	CXS351L	NISSAN	258186	262459	4273	1549,8	0	35469,5
TZANEEN SATELITE	CXS359L	NISSAN	206977		3202		377	23685,9
GIYANI	DJT611L	TOYOTA	159087	167420	8333	935,08	0	21559,85
TZANEEN SATELITE	DRD675L	IVECO	65626	66297	671	314,69	479.90	7450,57
TZANEEN SATELITE	DVM808L	NISSAN	52240	53442	1202	189,38	0	4229,83
TAZNEEN	DVM815L	NISSAN	50202	51023	821	115,08	0	2669,73
LETABA	DVM820L	NISSAN	31953	33044	1091	90,12	0	2116,02
MARULENG	DVM829L	NISSAN	117558	119666	2108	189,9	0	4466,72
TZANEEN SATELITE	DVM869L	NISSAN	53631	55422	1791	178,2	0	4169,23
MARULENG	DVM892L	NISSAN	70337	71242	905	135,3	0	3162,2
GIYANI	DVM923L	NISSAN	56562	57911	1349	113,15	0	2680,5
TZANEEN SATELITE	DVM935L	NISSAN	46604	46895	291	42,2	0	981,15
GIYANI	DZZ267L	TOYOTA	247745	250213	2468	376,5	0	9036,54
GIYANI	FCW259L	NISSAN	136661	141352	4691	583,94	0	13692,35
MARULENG	FCW264L	NISSAN	221405	228725	7320	1001,66	0	22843,04
GIYANI	FCW268L	NISSAN	145441	147383	1942	184,54	75	4312,65
TZANEEN SATELITE	FCW272L	NISSAN	117682	118778	1096	153,07	0	3558,98

GIYANI	FCW295L	ISUZU	183693	187875	4182	357,41	0	8619,95
GIYANI	FCW299L	ISUZU	186016	187669	1653	141,94	0	3488,9
GIYANI	FCW322L	ISUZU	129461	134180	4719	427,84	175.50	10691,8
TZANEEN SATELITE	FCW330L	ISUZU	69103	71969	2866	247,41	100	5839,04
TZANEEN SATELITE	FCW347L	ISUZU	186506	193308	6802	631,9	130	14624,5
GIYANI	FCW355L	ISUZU	146257	149363	3106	251,56	58.50	6216,9
LETABA	FDZ817L	FUSO	90020	93568	3548	1099,86	0	24964,25
GIYANI	FDZ823L	FUSO	90226	93473	3247	2300	0	51374,3
TZANEEN SATELITE	FFC519L	FUSO	80004	80933	929	149,89	0	3485,2
MARULENG	FFC521L	FUSO	161413	165359	3946	1568,7	0	36693,6
GIYANI	FFC524L	FUSO	50702	51842	1140	158,49	0	3832,3
LETABA	FFM978L	FUSO	110295	110295	0	1009,2	230	23360,99
TZANEEN SATELITE	FFM979L	FUSO	83747	86854	3107	535,5	0	12451,35
LETABA	FFM982L	FUSO	47152	47152	0	457,89	0	10626,3
TZANEEN SATELITE	FFM984L	FUSO	75874	78055	2181	432,55	0	9940,81
MARULENG	FFM985L	FUSO	149703	153791	4088	633,94	0	14373,25
TZANEEN SATELITE	FFS646L	FUSO	36559	39783	3224	606,13	0	13975,76
LETABA	FFS653L	FUSO	59740	61705	1965	624,44	0	14237,6
TZANEEN SATELITE	FFS665L	FUSO	84504	88411	3907	737,61	0	16933,15
TZANEEN SATELITE	FGH513L	FUSO	76576	77715	1139	195,85	0	4434,98
GIYANI	FGH515L	FUSO	76380	80139	3759	702,21	0	16818,7
MARULENG	FGH521L	FUSO	75268	77763	2495	420,88	0	9585,15
GIYANI	FGH522L	FUSO	101507	104076	2569	475,68	1329.75	12510,6
TZANEEN SATELITE	FMZ796L	NISSAN	46174	50388	4214	1344,31	0	32763,16
LETABA	FPW715L	LIUGONG	466	499	33	608,3	0	13820,86
LETABA	FPW717L	LIUGONG	6814	7112	298	380,99	0	8907,55
LETABA	FSL948L	NISSAN	7084	8079	995	444,76	0	10292,68
LETABA	FSL950L	NISSAN	3737	4182	445	246,95	0	5971,3
GIYANI	FVB047L	LIUGONG	3808	4330	522	812,83	0	18308,06
TZANEEN SATELITE	FVJ470L	LIUGONG	452	500	48	642,25	0	13852
TZANEEN SATELITE	FZS852L	TOYOTA	2893	11333	8440	1098,09	0	25300,22
								781573,04

5.8 Fuel Expenditure on Boreholes:

Masingita Borehole Report August-23

DATE	RECEIPT NO.	DRIVER PARTICULARS	CAR REG NO.	BOREHOLE NO.	LOCATION	PRODUCT TYPE	LITRES	TOTAL AMOUNT
01-08-2023	59478	Rikhotso R.M	FFC524L	Nwazk-001	Nwazeku dzeku	Diesel/Oil	215	R 5 356,60
01-08-2023	59479	Rikhotso R.M	FFC524L	Xivulani003	Xivulani	Petrol/Oil	215	R 5 347,20
01-08-2023	59481	Rikhotso R.M	FFC524L	Nwazk-002	Nwazeku dzeku	Petrol/Oil	215	R 5 347,20
08-08-2023	59482	Mugwambani L	FCW355L	H14-0588	Nhlaneki	Diesel/Oil	215	R 5 507,80
08-08-2023	59483	Mugwambani L	FCW355L	Nhlan-002	Nhlaneki	Petrol/Oil	215	R 5 424,90
18-08-2023	59484	Chabalala Fox	FCW464L	ZHG90F1906006	Gandlanani Camp	Petrol	25	R 592,25
18-08-2023	59486	Mugwambani L	FCW355L	Myang-001	Myangani(Mapayeni)	Diesel/Oil	215	R 5 507,80
18-08-2023	59487	Chabalala Fox	CFW464L	Ntshux-001	Ntshuxi	Petrol/Oil	215	R 5 424,90
21-08-2023	59488	Wisani Shivambu	CFH143L	202212000097	Nkomo	Petrol/Oil	16,5	R 530,85
22-08-2023	59489	Rikhotso R.M	FCW322L	HomuD-001	Homu14D	Petrol/Oil	215	R 5 339,90
24-08-2023	59490	Rikhotso R.M	FGH515L	202212000171	Skhunyani	Petrol/Oil	16,5	R 530,85
24-08-2023	59491	Chabalala Fox	CFW464L	H14-0090	Mbhedle	Diesel/Oil	215	R 5 507,80
24-08-2023	59492	Chabalala Fox	CFW464L	H14-0083	Loloka	Diesel/Oil	215	R 5 507,80
24-08-2023	59493	Chabalala Fox	CFW464L	Sikh-002	Skhunyani	Petrol/Oil	215	R 5 424,90
24-08-2023	59494	Chabalala Fox	CFW464L	Lol-001	Loloka	Petrol/Oil	215	R 5 424,90
29-08-2023	59495	Chabalala Fox	CFW464L	H14-0588	Nhlaneki	Diesel/Oil	215	R 5 507,80
29-08-2023	59496	Chabalala Fox	CFW464L	Nhlan-001	Nhlaneki	Petrol	215	R 5 424,90
								R 77 708,35

5.9 Rheinland Borehole Report August-23

DATE	RECEIPT NO.	DRIVER PARTICULARS	BOREHOLE NO.	LOCATION	PRODUCT TYPE	LITRES	UNIT PRICE	TOTAL AMOUNT
20230801	022/G	D Mabunda	H10-0013/H10-0787	Letaba satellite	Diesel	420	24,66	R10 357,20

20230801	054P	R Mkhuwashu	H07-0315	Tzaneen satellite	Diesel	210	25,16	R5 283,60
20230804	980	B TSHEBELE	H08-2227	Maruleng satellite	Petrol	210	25,98	R5 455,80
20230808	060P	S NGOBENI	09878	Tzaneen satellite	Diesel	50	26,27	R1 313,50
20230808	990	KR Mashilane	H08-0856B	Maruleng satellite	Diesel	100	24,71	R2 471,00
					Sae30 Oil	1	450	R450,00
20230808	1000	KR Mashilane	H08-0855	Maruleng satellite	Diesel	200	24,71	R4 942,00
					Sae30 Oil	1	450	R450,00
20230808	1010	KR Mashilane	H08-0855	Maruleng satellite	Diesel	100	24,71	R2 471,00
					Sae30 Oil	1	450	R450,00
20230808	1020	KR Mashilane	H08-0803	Maruleng satellite	Petrol	210	25,98	R5 455,80
					Multigrade	1	450	R450,00
20230808	1030	KR Mashilane	H08-1351	Maruleng satellite	Petrol	210	25,98	R5 455,80
					Sae30 Oil	1	450	R450,00
20230808	1040	KR Mashilane	H08-1968	Maruleng satellite	Diesel	100	24,71	R2 471,00
					Oil Diesel	1	450	R450,00
20230808	1050	KR Mashilane	H08-0479	Maruleng satellite	Diesel	100	24,71	R2 471,00
					Sae30 Oil	1	450	R450,00
20230810	057P	Moloto M	H08-2116B/H08-0723	Tzaneen satellite	Diesel	210	26,27	R5 516,70
20230811	059P	S.Mushwani	H08-0724	Tzaneen satellite	Diesel	100	25,87	R2 587,00
20230814	1060	KR Mashilane	H08-8869	Maruleng satellite	Diesel	100	24,71	R2 471,00
20230816	058P	M Moloto	H08-0894	Tzaneen satellite	Diesel	210	25,87	R5 432,70
20230817	1070	KR Mashilane	H08-0095/0555/05568	Maruleng satellite	Diesel	100	24,71	R2 471,00
20230818	061P	M Mookgalaboni	08707/08715	Tzaneen satellite	Petrol	125	25,98	R3 247,50

20230821	062P	MD Mashimbuye	MASHI-21001	Tzaneen satellite	Petrol	100	25,98	R2 598,00
20230822	023G	RC Phauo	H09-0013B	Letaba satellite	Petrol	50	25,98	R1 299,00
20230823	064P	EN Maake	BOREHOLES	Tzaneen satellite	Oil Diesel	42	450	R18 900,00
20230825	1080	Mr Maleleka	H08-1286	Maruleng satellite	Diesel	210	24,96	R5 241,60
20230830	063P	Matlomane	CARD DECLINE	Water District	Diesel	146	26,27	R3 835,42
								R104 897,62

5.10 Licensing Report August 2023

RENEWAL OF MOTOR VEHICLE LICENCES AUGUST AND SEPTEMBER 2023					
A. DIRECTORATE	VOTE	MAKE /MODEL	REG NO.	TOTAL	AMOUNT
1. WATER SERVICES	078	mitsubishi fuso canter	FGH 515 L	LICENCE FEES	R 2 460,00
	078	mitsubishi fuso canter	FGH 515 L	ROADWORTHY TEST	R 174,00
	078	mitsubishi fuso canter	FGH 515 L	CWR FEES	R 81,00
	078	mitsubishi fuso canter	FGH 522 L	LICENCE FEES	R 2 460,00
	078	mitsubishi fuso canter	FFM 982 L	LICENCE FEES	R 2 460,00
	078	mitsubishi fuso canter	FFS 678 L	LICENCE FEES	R 2 460,00
	078	mitsubishi fuso canter	FGH 518 L	LICENCE FEES	R 2 460,00
	078	mitsubishi fuso canter	FGH 518 L	ROADWORTHY	R 174,00
	078	mitsubishi fuso canter	FGH 518 L	CRW FEES	R 81,00
	078	mitsubishi fuso canter	FFS 672 L	LICENCE FEES	R 2 460,00
	078	ISUZU D MAX	FCW 355 L	LICENCE FEES	R 678,00
	078	NISSAN HARDBODY	CFG 984 L	LICENCE FEES	R 678,00
	078	NISSAN HARDBODY	BSB 155 L	LICENCE FEES	R 600,00
	078	NISSAN HARDBODY	CTH 018 L	LICENCE FEES	R 678,00
	078	NISSAN HARDBODY	BSB 169 L	LICENCE FEES	R 600,00
	078	mitsubishi fuso canter	FFM 979 L	LICENCE FEES	R 2 952,00
	078	NISSAN UD 85 TRUCK	BVP 255 L	LICENCE FEES	R 3 324,00
	078	NISSAN UD 85 TRUCK	BVP 257 L	LICENCE FEES	R 3 324,00
	078	FUSO FJ TRUCK	FDZ 823 L	LICENCE FEES	R 20 226,00
	078	FUSO FJ TRUCK	FFS 673 L	LICENCE FEES	R 21 990,00
	078	FUSO FJ TRUCK	FFM 976 L	LICENCE FEES	R 20 226,00
	078	FUSO FJ TRUCK	FFC 536 L	LICENCE FEES	R 21 990,00
	078	FUSO FJ TRUCK	FFC 536 L	ROADWORTHY	R 174,00
	078	FUSO FJ TRUCK	FFC 536 L	CRW FEES	R 81,00
	078	FUSO FJ TRUCK	FFC 536 L	PERMIT FEES	R 96,00
	078	FUSO FJ TRUCK	FFC 528 L	LICENCE FEES	R 13 842,00
	078	FUSO FJ TRUCK	FFC 528 L	ROADWORTHY	R 174,00

	078	FUSO FJ TRUCK	FFC 528 L	CRW FEES	R 81,00
	078	FUSO FJ TRUCK	FFC 528 L	PERMIT FEES	R 96,00
	078	NISSAN HARDBODY	FCW 259 L	LICENCE FEES	R 678,00
	078	NISSAN HARDBODY	FCW 268 L	LICENCE FEES	R 678,00
	078	MITSUBISHI FUSO	FFC 532 L	LICENCE FEES	R 21 990,00
	078	MITSUBISHI FUSO	FFC 532 L	ROADWORTHY	R 174,00
	078	MITSUBISHI FUSO	FFC 532 L	CRW FEES	R 81,00
	078	MITSUBISHI FUSO	FFC 532 L	PERMIT FEES	R 96,00
				TOTAL	R 150 777,00
2.MODJADJISKLOOF FIRE STATION	077	TOYOTA HILUX	CTH 452 L	LICENCE FEES	R 678,00
		TRAILER	DMT 558 L	LICENCE FEES	R 354,00
				TOTAL	R 1 032,00
3.TZANEEN FIRE STATION	078	NISSAN UD 95 TRUCK	BVF 169 L	LICENCE FEES	R 9 492,00
	078	MERCEDES BENZ ATEGO	CJK 653 L	LICENCE FEES	R 15 252,00
	078	TOYOTA HILUX	CTH 438 L	LICENCE FEES	R 678,00
	078	TOYOTA HILUX	CTH 436 L	LICENCE FEES	R 678,00
	078	TOYOTA HILUX	CTH 418 L	LICENCE FEES	R 678,00
	078	TOYOTA HILUX	CTH441 L	LICENCE FEES	R 816,00
	078	NISSAN HARDBODY	CTM 114 L	LICENCE FEES	R 678,00
	078	NISSAN PATROL	CTM 092 L	LICENCE FEES	R 1 158,00
				TOTAL	R 29 430,00
	078	VENTER TRAILER	CTH 428 L	LICENCE FEES	R 306,00
4. GIYANI FIRE STATION	078	MERCEDES BENZ ATEGO	CJK 630 L	LICENCE FEES	R 13 842,00
	078	NISSAN HARBODY	DMT 521 L	LICENCE FEES	R 600,00
	078	TOYOTA PRADO	DZZ 267 L	LICENCE FEES	R 1 110,00
	078	MERCEDES BENZ SUV	DYC 799 L	LICENCE FEES	R 1 110,00
	078	TOYOTA HILUX	CTH 447 L	LICENCE FEES	R 678,00
	078	TOYOTA LAND CRUISER	CWL 371 L	LICENCE FEES	R 1 572,00
	078	TRAILER	DMT538 L	LICENCE FEES	R 168,00
				TOTAL	R 19 386,00
5. PHALABORWA FIRE STATION	075	TOYOTA HILUX	CTH 432 L	LICENCE FEES	R 678,00
	075	TRAILER	DMT 553 L	LICENCE FEES	R 354,00
				TOTAL	R 1 032,00
				GRAND TOTAL	R 201 657,00

6. SUPPLY CHAIN MANAGEMENT

6.1. Demand Management

Demand Management: Supply Chain Management process	AUGUST 2023
Description	No
Bids considered / approved by BSC (SCM reg. 27)	02
Bids approved by MM for advertisement from BSC	02
New bids advertised on MDM website/notice board	02
Bids closed / opening register place on MDM website/notice board	02

Demand Management: Supply Chain Management process	AUGUST 2023
Description	No
Bids considered / approved by BSC (SCM reg. 27)	02
Bids approved by MM for advertisement from BSC	02
New bids advertised on MDM website/notice board	02
Bids closed / opening register place on MDM website/notice board	02

Orders per supplier below AND Above R100 000 for AUGUST 2023		
Dates	Description	Number
August 2023	Order below R100 000	112
Dates	Description	Number
August 2023	Order above R100 000	08

Total deviation orders processed for AUGUST 2023

Deviation type	
1. In case of an emergency	0
2. Sole supplier or single provider only or	0
3. Acquisition of special works of art or	0
4. historical objects (spec are difficult to compile)	0
5. Acquisition of animals for zoos; or	0
6. In any other exceptional case where it is impractical or impossible to follow the official procurement processes	0
Total	0

Publication of bids August 2023

No Bids were advertised in August 2023

Bid description	BID NO	Tender document fee and document availability	PPPFA and Functionality	Briefing session date and venue	Closing date	Contact person for technical enquires
Panel of service providers for the supply and delivery of personal protective equipment's and uniform for Mopani District Municipality Water Services employees for a period of 36 Months.	MDM 2023/24-01	R500.00 Documents will be available from 22 August 2023	80/20 Functionality=100 Company Experience=50 Financial viability=20 Reference letters=20 Locality=10 Functionality cut off=80 Points	21 August 2023 @ 11h00 (Tzaneen Disaster Center)	12 September 2023 @ 12h00	Mr. Maponya P @ 015 811 6300
Panel of service providers for the supply and delivery of personal protective equipment's and uniform for Mopani District Municipality Fire and Rescue Services employees for	MDM 2023/24-02	R500.00 Documents will be available from 22 August 2023	80/20 Functionality=100 Company Experience=50 Financial viability=20 Reference letters=20 Locality=10 Functionality cut off=80 Points	21 August 2023 @ 11h00 (Tzaneen Disaster Center)	12 September 2023 @ 12h00	Mr. Maponya P @ 015 811 6300

Bid description	BID NO	Tender document fee and document availability	PPPFA and Functionality	Briefing session date and venue	Closing date	Contact person for technical enquires
a period of 36 Months.						

6.2. Unauthorised, Irregular, Fruitless and Wasteful expenditure.

The total expenditure incurred that is declared as Irregular, Fruitless and unauthorised amounts to R1,6m. Most of the contract / expenditure are flowing from projects done in the previous financial year as not yet condoned in terms of the MFMA and SCM regulations. These UIFw has been identified dating back to 2011-2012 financial year.

YEAR	UNAUTHORISED		IRREGULAR		FRUITLESS / WASTEFUL	
	Number	R`000	Number	R`000	Number	R`000
Up to 2015			55	159 164		
2015/ 2016			34	79 816		
2016/2017			48	215 812		
2017/2018			36	385 057		
2018/2019			164	241 444		
2019/2020			91	381 661		
2020/2021	1	80 584	6	159 410	1	43 710
2021/2022	2	224 132	36	150 668	2	43 443
2022/2023	0	0	2	1 275	14	7
Current Year			1	68		
Total				1 774 307		

6.3. Contract Management

Please see attached the 2023-24 Contract register.

6.4. List of Active Panels

The table below depicts a list of all active panels of service providers in MDM.

No	Description	Contract Number	Award date	Duration
1	Travel Management Services	MDM 2021/22/011	6-Jun-22	36 Months
2	Panel of attorneys	MDM 2020/21-050	22-Sep-21	36 Months
3	Supply and delivery of General PPE	MDM 2019-008	10-Mar-20	36 Months
4	Supply and installation of Wheels, tyres and batteries	MDM 2019-001	10-Mar-20	36 Months
5	Supply and deliver of Laptops and Desktops	MDM 2019-026	10-Mar-20	36 Months
6	Supply and delivery of Fire services PPE	MDM 2019-007	10-Mar-20	36 Months
7	Psychological, Trauma and counseling	MDM 2019-005	10-Mar-20	36 Months
8	Panel of contractors for CIDB grade 1-3	MDM 2020/21-023	10-Mar-20	36 Months
9	Panel of consultants for infrastructure projects	MDM 2020/21-001	14-Sep-20	36 Months
10	Panel of Engineering Consultants for Water and Sanitation Infrastructure development	MDM 2020/21	08 July 2020	36 Months
11	Panel of Physical Security	MDM 2022/23-20	08 December 2022	36 Months
12	Panel of Water Chemicals			36 Months
13	Panel of Annual Financial Statement			36 Months
14	Panel Fixed Assets Register			36 Months
15	Panel Water Tankers			36 Months
16	Panel TLB			36 Months
17	Panel contractors for CIDB grade 4-6			36 Months

6.5. LIST OF TERMINATED CONTRACTS

MDM has not terminated any contract as in August 2023

Submitted by

Mathevula SP